

Welcome to my portfolio


Amber Day

www.illustrationx.com/sx/AmberDay



Amber Day

www.illustrationx.com/sx/AmberDay



Amber Day

www.illustrationx.com/sx/AmberDay



Amber Day

www.illustrationx.com/sx/AmberDay



Amber Day

www.illustrationx.com/sx/AmberDay



Amber Day

www.illustrationx.com/sx/AmberDay



Amber Day

www.illustrationx.com/sx/AmberDay



Amber Day

www.illustrationx.com/sx/AmberDay



Amber Day

www.illustrationx.com/sx/AmberDay




Amber Day

www.illustrationx.com/sx/AmberDay



Amber Day

www.illustrationx.com/sx/AmberDay



Amber Day

www.illustrationx.com/sx/AmberDay



Amber Day

www.illustrationx.com/sx/AmberDay



Amber Day

www.illustrationx.com/sx/AmberDay



Amber Day

www.illustrationx.com/sx/AmberDay



Amber Day

www.illustrationx.com/sx/AmberDay



Amber Day

www.illustrationx.com/sx/AmberDay



Amber Day

www.illustrationx.com/sx/AmberDay



Amber Day

www.illustrationx.com/sx/AmberDay



Amber Day

www.illustrationx.com/sx/AmberDay



Amber Day

www.illustrationx.com/sx/AmberDay



Amber Day

www.illustrationx.com/sx/AmberDay



Amber Day

www.illustrationx.com/sx/AmberDay



ILLUSTRATIONX
Amber Day

Amber Day

www.illustrationx.com/sx/AmberDay



Amber Day

www.illustrationx.com/sx/AmberDay



Amber Day

www.illustrationx.com/sx/AmberDay




Amber Day

www.illustrationx.com/sx/AmberDay



Amber Day

www.illustrationx.com/sx/AmberDay



Amber Day

www.illustrationx.com/sx/AmberDay



Amber Day

www.illustrationx.com/sx/AmberDay



Amber Day

www.illustrationx.com/sx/AmberDay



Amber Day

www.illustrationx.com/sx/AmberDay



Amber Day

www.illustrationx.com/sx/AmberDay



mint mojito

ILLUSTRATIONX
Amber Day

250 ML

LOWBALL

Ingredients :

- white rum
- sugar cane juice
- lime juice
- soda water
- mint

Add fresh lime juice to sugar and mint leaves. Gently mash mixture with a muddler. The mint leaves should only be bruised to release the essential oils and should not be shredded. Add rum and briefly stir to dissolve sugar and lift the mint leaves up from the bottom. Finally, top drink with crushed ice and sparkling soda water. Mint leaves and lime wedges can be used to garnish the glass.

ILLUSTRATION BY AMBER DAY

Amber Day

www.illustrationx.com/sx/AmberDay



Amber Day

www.illustrationx.com/sx/AmberDay




Amber Day

www.illustrationx.com/sx/AmberDay



Amber Day

www.illustrationx.com/sx/AmberDay



Amber Day

www.illustrationx.com/sx/AmberDay




Amber Day

www.illustrationx.com/sx/AmberDay



Amber Day

www.illustrationx.com/sx/AmberDay



Need advice?

We're ready to help



ana@illustrationx.com

+55 21 997737378

ILLUSTRATION 

Connecting You to a World of Illustration

Rio de Janeiro, Brasil

www.illustrationx.com/sx