

제 포트폴리오에 오신 것을 환영합니다


Tianyi You

www.illustrationx.com/ko/TianyiYou



Tianyi You

www.illustrationx.com/ko/TianyiYou



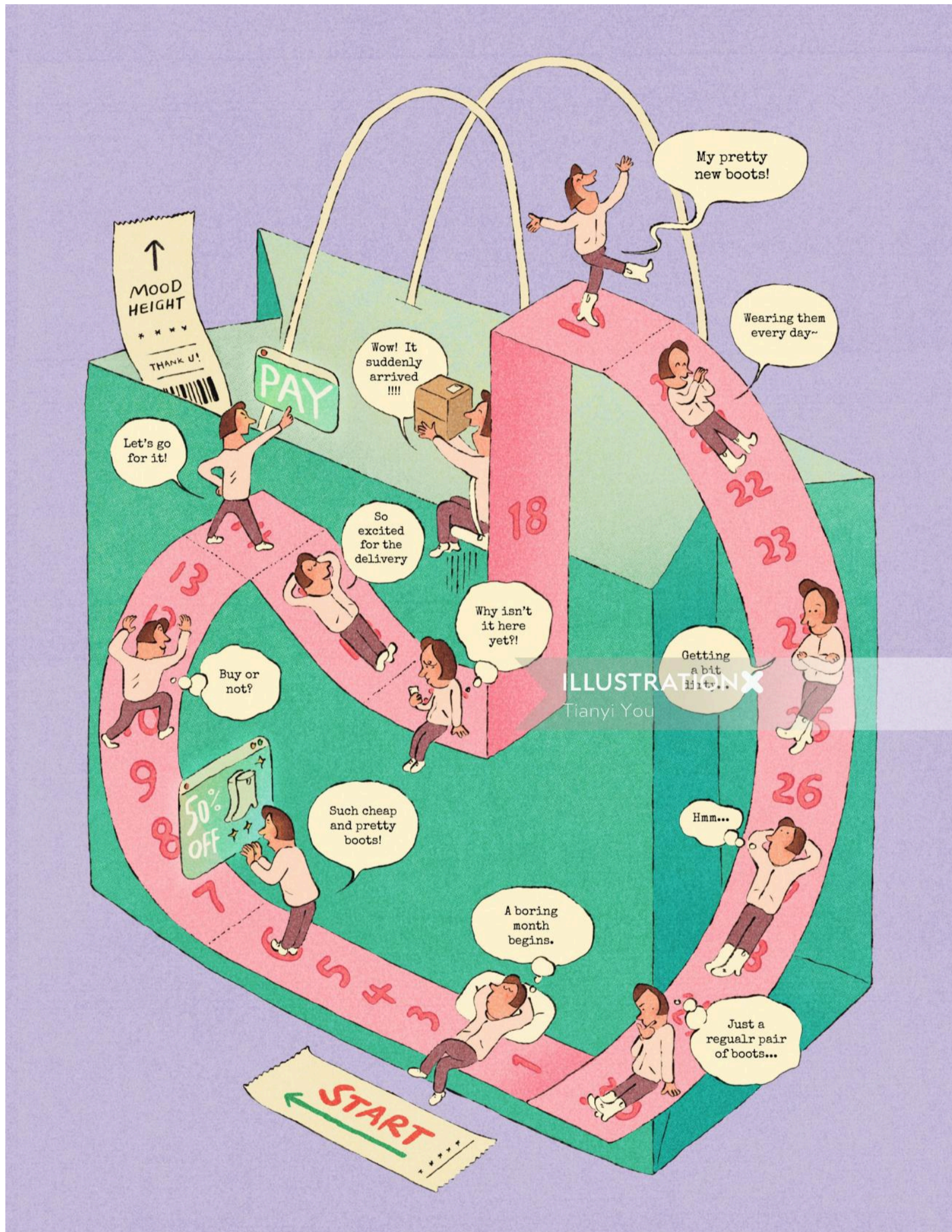
Tianyi You

www.illustrationx.com/ko/TianyiYou




Tianyi You

www.illustrationx.com/ko/TianyiYou



Tianyi You

www.illustrationx.com/ko/TianyiYou



Tianyi You

www.illustrationx.com/ko/TianyiYou



Tianyi You

www.illustrationx.com/ko/TianyiYou



Tianyi You

www.illustrationx.com/ko/TianyiYou




Tianyi You

www.illustrationx.com/ko/TianyiYou



Tianyi You

www.illustrationx.com/ko/TianyiYou




Tianyi You

www.illustrationx.com/ko/TianyiYou




Tianyi You


www.illustrationx.com/ko/TianyiYou




cut a cake




wait for a cake




steal a cake



forget a cake




ice cream cake



enjoy a cake


Tianyi You

www.illustrationx.com/ko/TianyiYou



Tianyi You

www.illustrationx.com/ko/TianyiYou



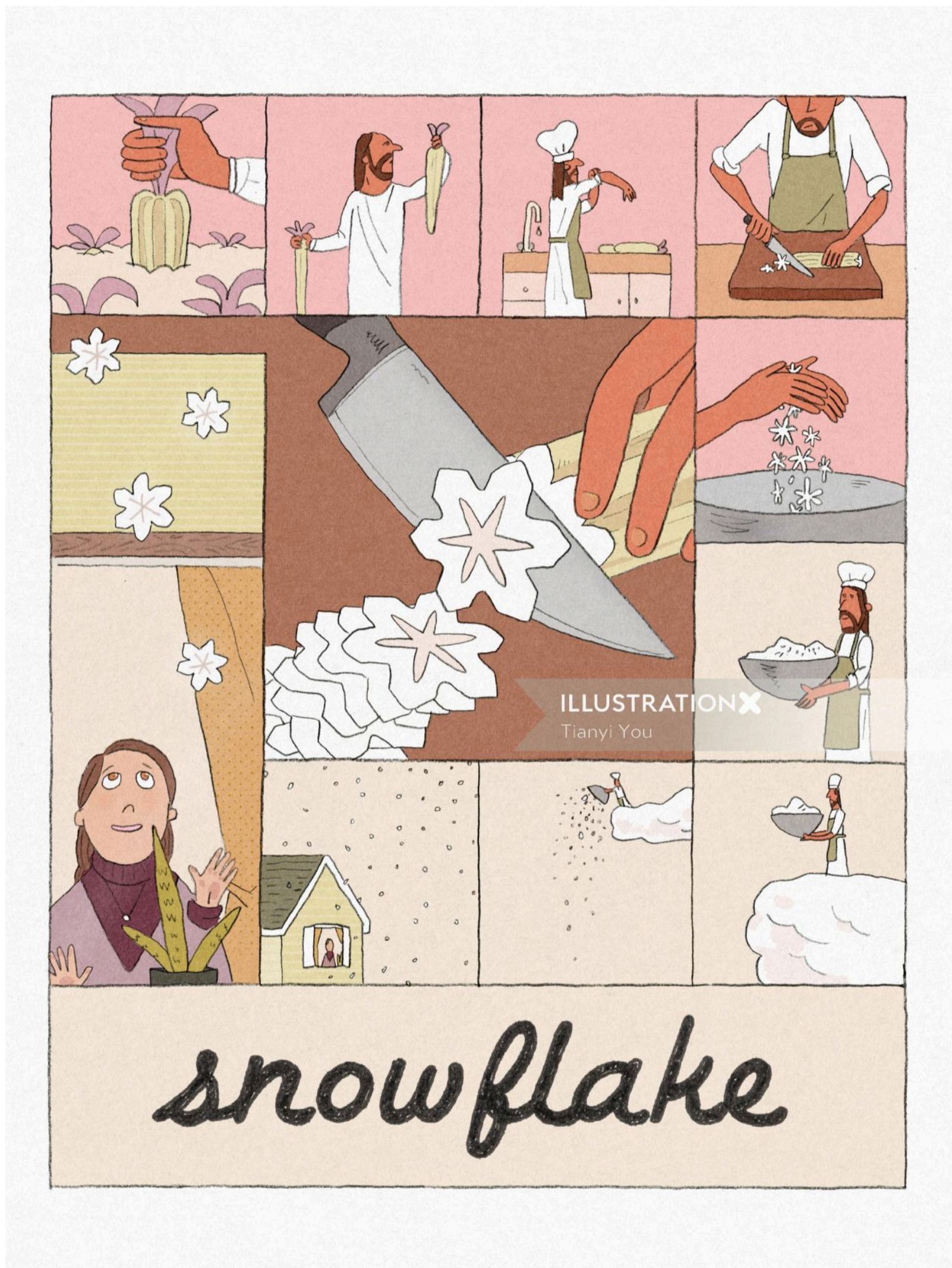
Tianyi You

www.illustrationx.com/ko/TianyiYou



Tianyi You

www.illustrationx.com/ko/TianyiYou




Tianyi You

www.illustrationx.com/ko/TianyiYou



Tianyi You

www.illustrationx.com/ko/TianyiYou



Tianyi You

www.illustrationx.com/ko/TianyiYou



Tianyi You

www.illustrationx.com/ko/TianyiYou



Tianyi You

www.illustrationx.com/ko/TianyiYou



Tianyi You

www.illustrationx.com/ko/TianyiYou



Tianyi You

www.illustrationx.com/ko/TianyiYou



Tianyi You

www.illustrationx.com/ko/TianyiYou



Ingredients (Serves 1):
1 ear of corn, 1 egg, 1/3 block of cheese, plenty of dried osmanthus, milk and flour, and Italiano chestnut honey.

Instructions:
1. Grate the cheese. Remove the corn kernels and blend into a paste.

2. Mix the corn paste with milk, cornstarch, and flour until smooth. Add the egg and stir well.

3. Heat a buttered pan, pour in the batter, and cook for one minute. Turn off the heat, sprinkle cheese and osmanthus, cover, and let it sit for 10 minutes.

4. Uncover, drizzle with chestnut honey, fold, and serve with bitter coffee sweetened with condensed milk.

Autumn
Log Cabin
PANCAKE

Tianyi You


www.illustrationx.com/ko/TianyiYou



On this day, His Majesty the King donned his new clothes and invited the most talented painters in the kingdom to create a portrait of him in his splendid attire.

Tianyi You


www.illustrationx.com/ko/TianyiYou



One painter, seemingly mistaking himself for being in a life drawing class due to a hangover, was promptly expelled from the palace.


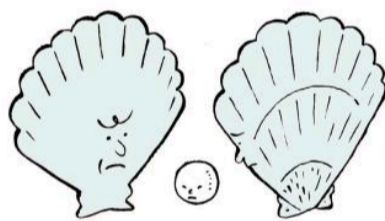





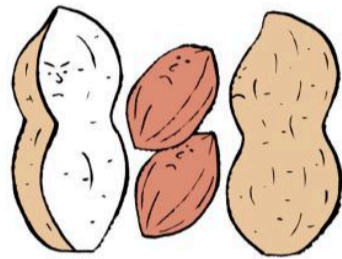

Tianyi You

www.illustrationx.com/ko/TianyiYou




Tianyi You

www.illustrationx.com/ko/TianyiYou



Tianyi You

www.illustrationx.com/ko/TianyiYou



Tianyi You

www.illustrationx.com/ko/TianyiYou



Tianyi You

www.illustrationx.com/ko/TianyiYou



Tianyi You

www.illustrationx.com/ko/TianyiYou




Tianyi You

www.illustrationx.com/ko/TianyiYou




Tianyi You

www.illustrationx.com/ko/TianyiYou



Tianyi You

www.illustrationx.com/ko/TianyiYou



조언이 필요하신가요?

도와드릴 준비가 되어 있습니다



nadia@illustrationx.com

03-0864-0149

ILLUSTRATION 
Connecting You to a World of Illustration

www.illustrationx.com/ko